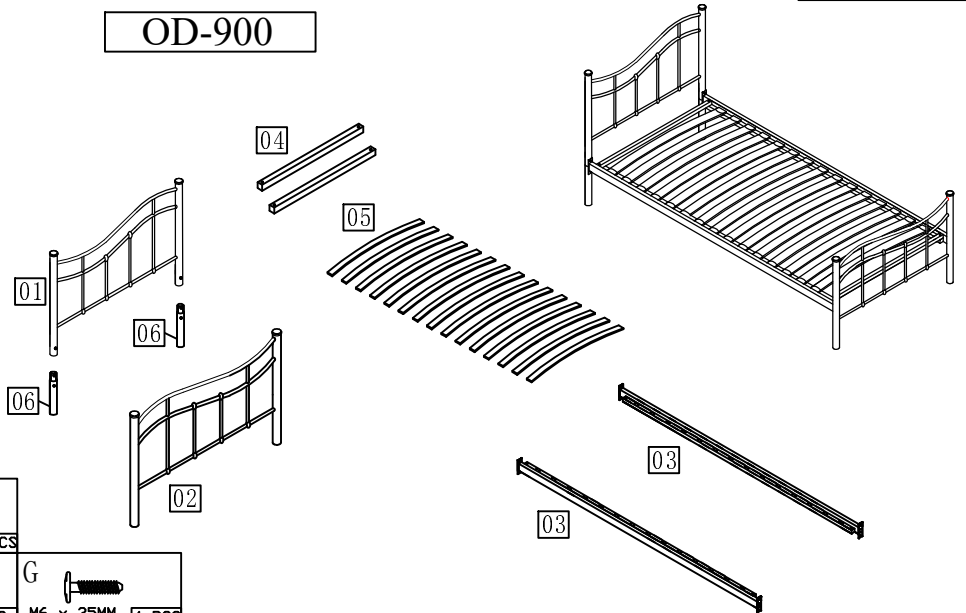


PART CHECK LIST

Assembly Sheet

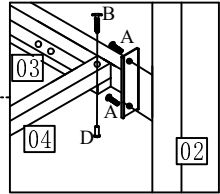
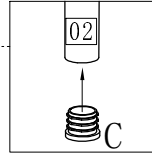
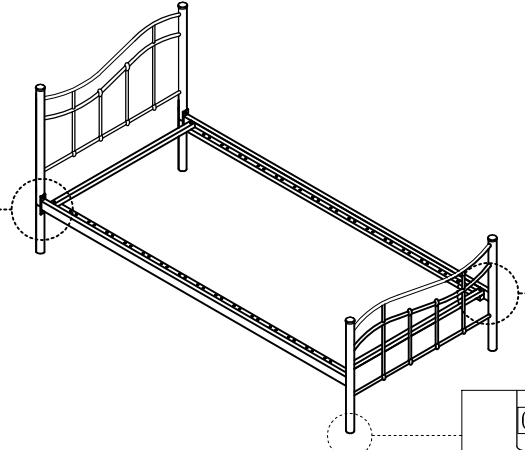
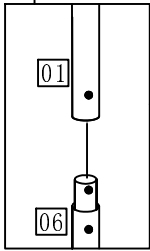
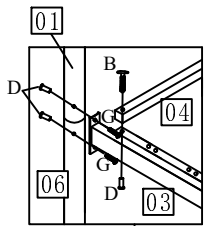
OD-900

NO	PARTICULARS	QTY
01	Headboard	1
02	Footboard	1
03	Side rail	2
04	Transverse tube	2
05	Bentwood slat	15
06	heightening colum of headboard	2



HARDWARE CHECK LIST

A	M6 x 20MM 4 PCS	C	Ø38 4 PCS	E	M4 ALLEN KEY 2 PCS
B	M6 x 30MM 4 PCS	D	Docking Nut M6 8 PCS	F	SIDE SLAT Caps 30 PCS
				G	M6 x 35MM 4 PCS



A	M6 x 20MM 4 PCS
B	M6 x 30MM 4 PCS
D	Joint Nut M6 8 PCS
C	Ø38 4 PCS
G	M6 x 35MM 4 PCS

F	SIDE SLAT Caps 30 PCS
---	-----------------------

